

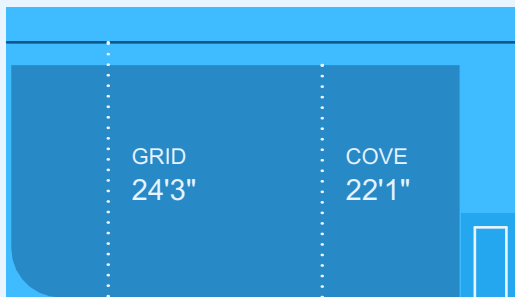


**THUNDER**  
PRODUCTION | BROADCASTING | GAMING

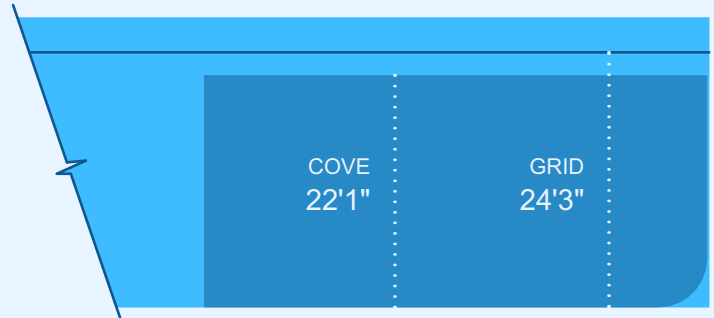
# SPECIFICATIONS STAGE 12

310.762.1360 • 20434 S. Santa Fe Ave. Long Beach, CA 90810

48'4"

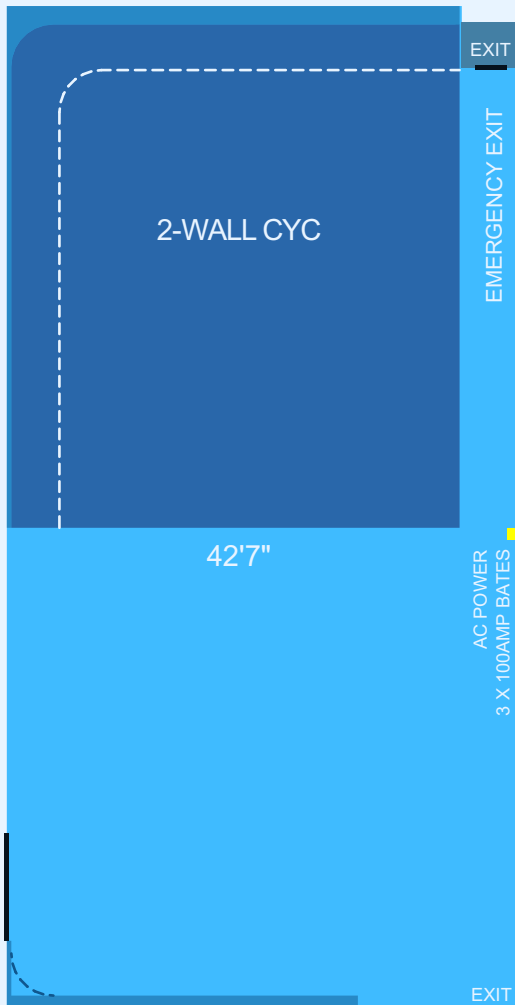


27'7"



ELEVATION

47'10"



42'7"

95'

## STAGE 12 FEATURES

- 4,600 SQF
- 50'W x 95'L x 28'H
- 2-Wall CYC
- Concrete Floors
- 1 (16'x40') Flying Flat
- Full Motion Gantry System
- Full Grid
- Water Set Capability
- Interconnects with Stage 14 (via 10'x10' elephant doors)
- Natural Gas line
- Cisco Meraki WiFi Access Points
- Dedicated Ethernet Access
- (up to 1 Gbps available\*\* optimized for QTake + video conferencing)
- 1 Gbs Fiber-optic internet (scalable to 10 Gbps\*\*)
- Private Fiber-optic network (optimized for video delivery.
- \*\*Dedicated Ethernet link speeds from 750 Mbps-10 Gbps require 4 weeks lead time for provisioning and must be quoted separately)
- Accessible by Vehicle
- Permitted for Filming

PLAN

8'9"

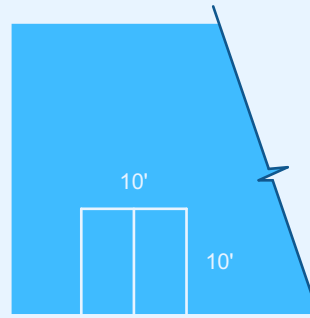
14'



MAIN DOOR

10'

10'



STAGE CONNECT DOOR


DOORS



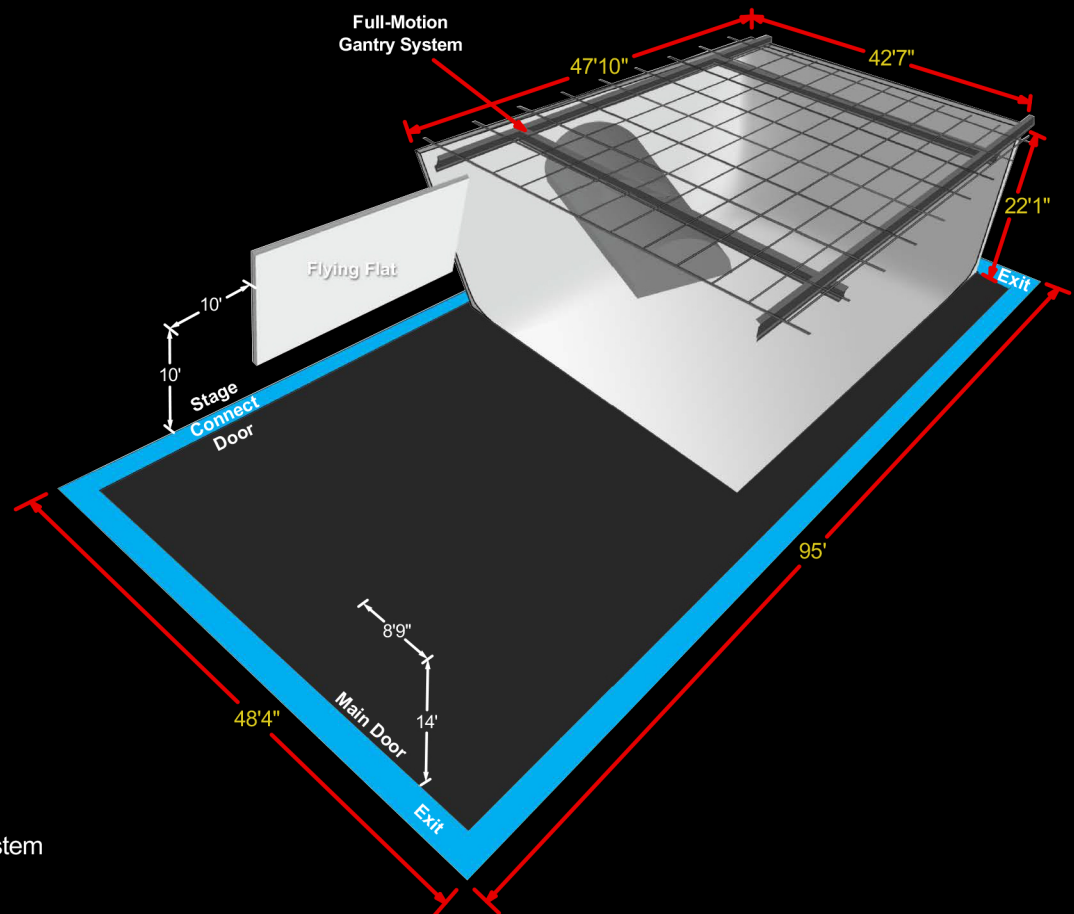
**THUNDER**  
PRODUCTION | BROADCASTING | GAMING

SPECIFICATIONS  
**STAGE 12**

310.762.1360 • 20434 S. Santa Fe Ave. Long Beach, CA 90810



310.762.1360 • 20434 S. Santa Fe Ave. Long Beach, CA 90810



#### Stage 12 Features:

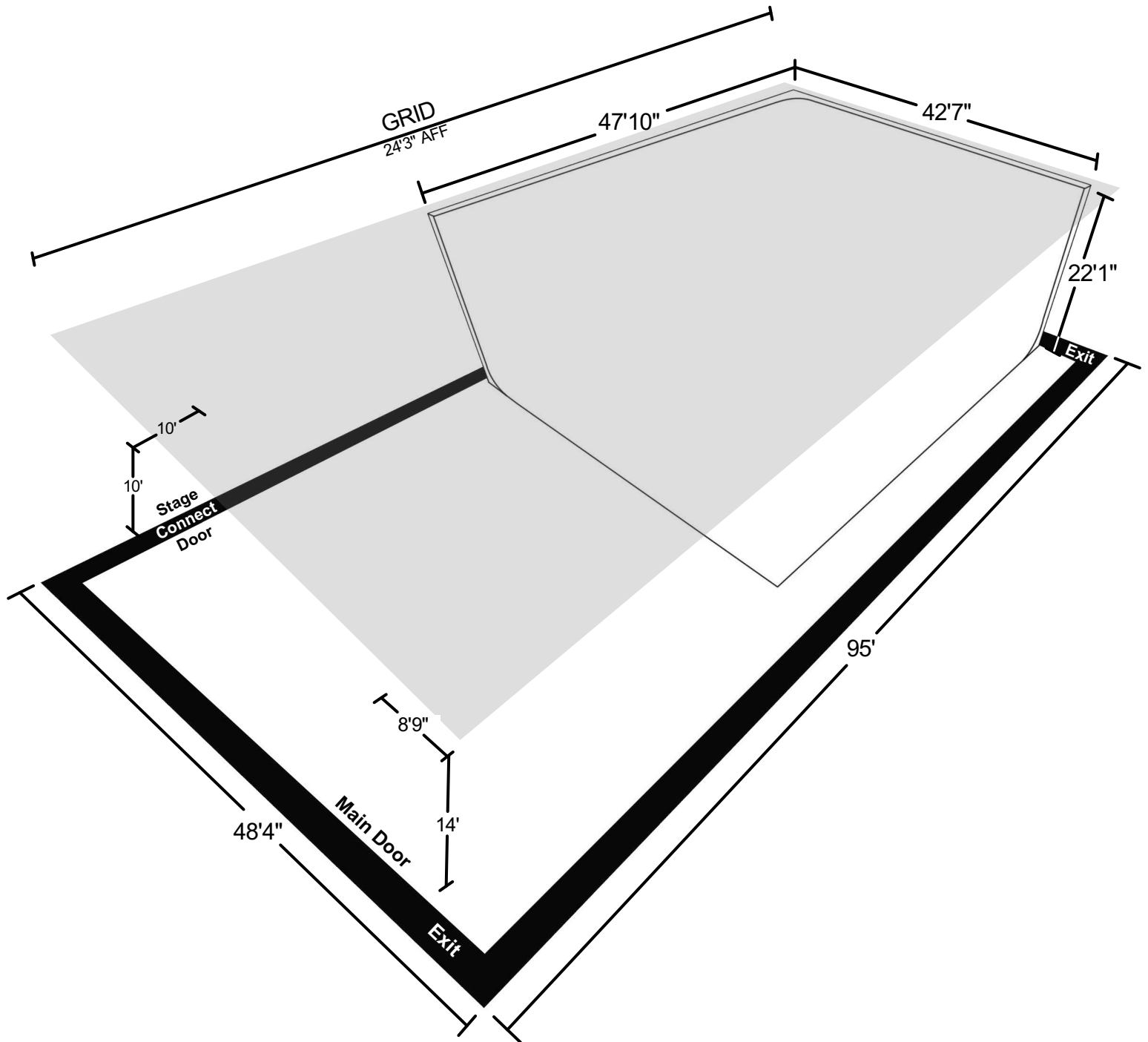
- 4,600 SQF
- 50'W x 95'L x 28'H
- 2-Wall CYC
- Concrete Floors
- 1 (16'x40') Flying Flat
- Full Motion Gantry System
- Full Grid
- Water Set Capability
- Interconnects with Stage 14 (via 10'x10' elephant doors)
- Natural Gas line
- Cisco Meraki WiFi Access Points
- Dedicated Ethernet Access
  - (up to 1 Gbps available\*\* optimized for QTake + video conferencing)
- 1 Gbs Fiber-optic internet (scalable to 10 Gbps\*\*)
- Private Fiber-optic network (optimized for video delivery.
  - \*\*Dedicated Ethernet link speeds from 750 Mbps-10 Gbps require 4 weeks lead time for provisioning and must be quoted separately)
- Accessible by Vehicle
- Permitted for Filming



**THUNDER**  
PRODUCTION | BROADCASTING | GAMING

SPECIFICATIONS  
**STAGE 12**

310.762.1360 • 20434 S. Santa Fe Ave. Long Beach, CA 90810





# THUNDER

PRODUCTION | BROADCASTING | GAMING

1.855.5.THUNDER  
310.762.1360  
WWW.THUNDERSTUDIOS.COM



NORTH GATE



MAIN  
ENTRANCE

**STUDIO  
PARKING**

NARRABEEN  
SUITE

**STAGE  
20**

100' X 65' X 20'  
2 WALL CYC  
GREENSCREEN

**STAGE  
19**

135' X 48' X 20'  
3 WALL CYC

LOBBY

RESTROOMS

CATERING  
KITCHEN  
& CAFE

BONDI

SYDNEY

OFFICE - 10'2" X 12'  
OFFICE - 10'2" X 10'  
MAKEUP - 10'2" X 8'  
WARDROBE - 10'2" X 7'  
(UPSTAIRS)

**STAGE  
1**

120' X 60' X 19'  
3 WALL CYC

BRONTE

STAGE  
MGR

COOGEE

CRAFT  
STATION

**ZONE 5**

(UPSTAIRS)  
VAUCLUSE  
+  
CRONULLA

**STAGE 2**

140' X 50' X 20'  
2 WALL CYC  
LIGHTBOX  
TURN TABLE

**STAGE  
3**

160' X 100' X 25'  
3 WALL CYC  
GREENSCREEN  
CURTAIN  
LIGHTBOX

**STAGE  
14**

110' X 100' X 25'  
3 WALL CYC  
LIGHTBOX

**STAGE  
12**

100' X 50' X 25'  
2 WALL CYC  
LIGHTBOX

**STAGE  
11**

100' X 50' X 25'  
3 WALL CYC

**STAGE  
THUNDER XR 10**

100' X 50' X 25'  
2 WALL CYC

**STAGE  
5**

UPSTAIRS [47 x 29]  
[19 x 26]  
20'h

**STAGE 6**

30' X 40' X 20'  
BROADCAST  
STAGE

**ZONE 1**

**ZONE 2**

TAMARAMA

STAFF ROOM  
16 X 29 X 12

PRODUCTION  
SUPPLIES  
40' X 32' X 27'

THUNDER GAMING  
E-SPORTS ARENA

**ZONE 3**

THUNDER  
RENTALS

THUNDER RENTALS  
& EXPENDABLES



SOUTH GATE  
SECURITY CHECK

**ESPORTS  
CENTER  
ACCESS**



**PRODUCTION  
PARKING**

LOADING  
DOCK

**ZONE 4**



LOADING  
DOCK

**BACKLOT**



SANITARY STATION



ZONE 1



ZONE 2



ZONE 3



ZONE 4



ZONE 5